



Need your Freightliner motorhome chassis serviced or repaired? If you're ever in Gaffney, South Carolina, home of Freightliner Custom Chassis, just stop by our plant. Our service is extraordinary and so are our friendly, highly skilled people. You'll also like our RV parking and hookup facilities. And, while you're here, be sure to take our factory tour—courtesy of North America's leading motorhome chassis manufacturer. Come on home for some real southern hospitality.

Call us at 1-800-FTL-HELP to set up an appointment.

BRING IT ON HOME

Freightliner Custom Chassis Corporation, FCC/MC-B-100. Specifications are subject to change without notice. Freightliner Custom Chassis Corporation is registered to ISO 9001. Copyright 2003, Freightliner LLC. All rights reserved. Freightliner Custom Chassis Corporation is a member of the Freightliner Group. Freightliner LLC is a DaimlerChrysler Company.



THE LEADER AT EVERY TURN™

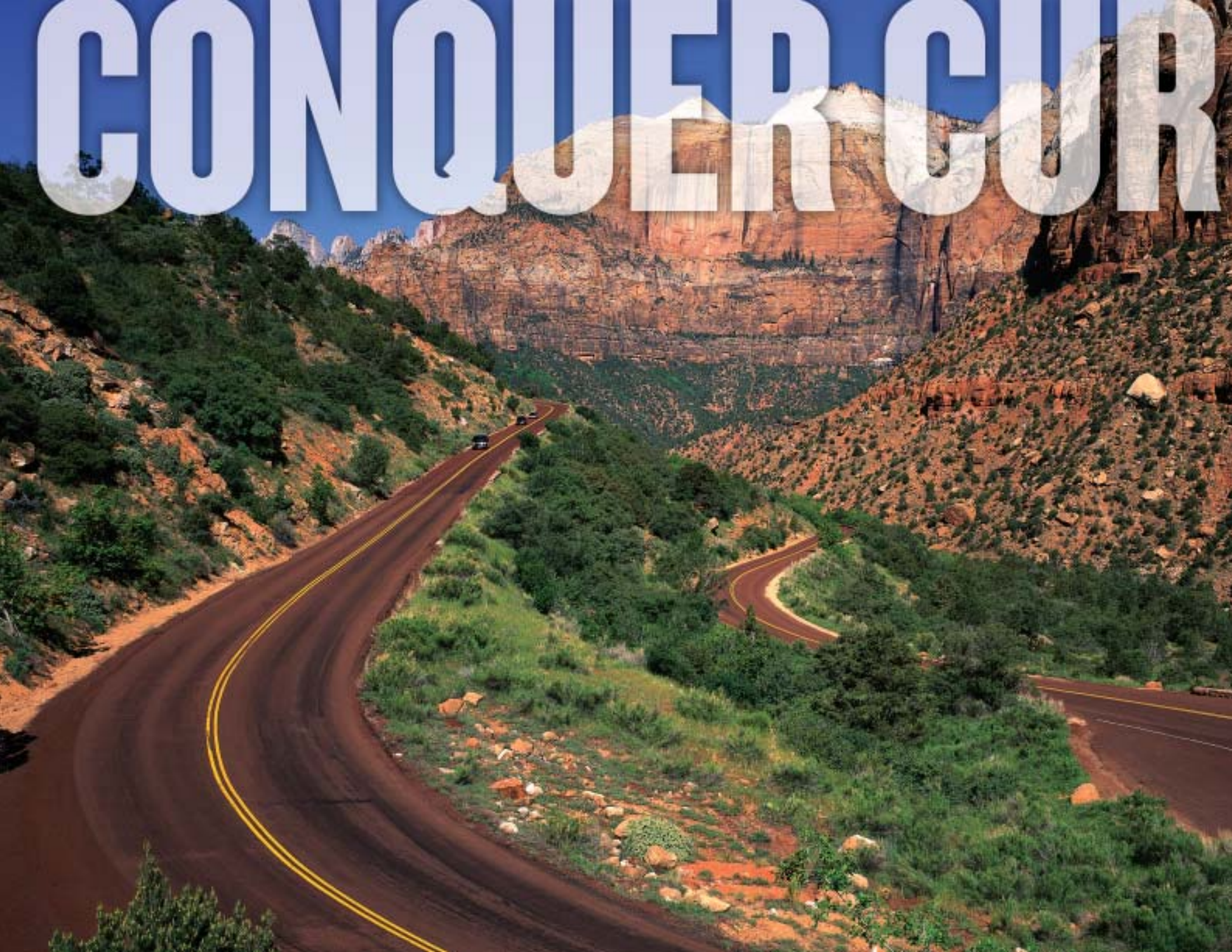
Largest diesel service network • Most comprehensive warranty •
Leading manufacturer of diesel chassis • Superior ride and handling

FOLLOW THE LEADER

XG CHASSIS



CONQUER CUR



IVES

Why do more motorhome manufacturers turn to Freightliner Custom Chassis than to any other? Because they know Freightliner is the industry leader in diesel pusher chassis—for a number of reasons.

BECAUSE NO ROAD SHOULD TIE YOU IN KNOTS.


Maneuverability. A key factor in the popularity of Freightliner's chassis is our industry-leading wheel cut.

Many manufacturers still offer only a 45-degree wheel cut or less, while Freightliner's standard 50-degree* wheel cut offers you a better turning radius. Winding roads? No problem. Even sharp turns, left or right, are easy to handle. And, when it comes to negotiating tight parking lots, campsites or service stations, Freightliner's 50-degree wheel cut lets even novice drivers do it with ease and confidence. For even greater maneuverability, Freightliner offers the new, optional ZF™ Independent Front Suspension (IFS). It provides you with the industry-leading 56-degree wheel cut for negotiating the tightest turns.

The ZF IFS also offers front-disc anti-lock air brakes, helping drivers maintain control, which significantly increases passenger safety during emergency situations.

* Wheel cut may vary depending on tire size.

56° WHEEL CUT



● Freightliner Custom Chassis ● Many Competitors' Chassis

BECAUSE COFFEE BELONGS IN YOUR MOUTH, NOT YOUR LAP.

Ride and Handling. Freightliner motorhome chassis definitely uphold Freightliner's reputation for providing a superior ride. This is the result of our extraordinary air suspensions, which significantly reduce body roll and provide the smoothest ride possible.

Our front and rear suspensions are designed to work as an integrated system, specifically for motorhome applications. Extensive testing and shock tuning enables us to provide the surest, smoothest ride in the industry.

And "bump steer"? With Freightliner, it's a thing of the past. Our chassis enable a smooth steering response in any situation: Even when the motorhome comes in contact with a pothole, there's virtually no steering-wheel motion in reaction to the suspension's movement.

Freightliner's exclusive, new ZF™ IFS is an excellent option. This double-wishbone system offers the latest technological advances to ensure an incredibly smooth ride, greater comfort and refined handling characteristics, including excellent center feel and steering response.

The standard Neway® Rear Air Suspension combines inboard-mounted, piston-type air springs with custom-tuned shock absorbers to create a smooth, soft ride. Parallelogram construction reduces noise and vibration. And rigid trailing blades, along with an integral stabilizer beam, control vertical load while allowing a wide load center on the axle, which makes for excellent roll stability.





DE SMOOTHER

CLIMB HIGH





BECAUSE LIFE IS JUST BETTER AT THE TOP.

Power. Add this to the list of factors that make Freightliner motorhome chassis hard to beat. We offer a wide array of diesel engines, all of which deliver exceptional power and high torque to tackle the steepest terrain, even with a vehicle in tow. But this is just where the benefits begin.


Diesel engines can last up to three times longer than gasoline engines. They have fewer parts, too. Result? Less maintenance, less downtime and more reliable performance on the road.

Also, because these engines are positioned at the rear of the chassis, the cockpit is much quieter and motorhome manufacturers can offer more floor plan options.



RVers whose motorhomes are built on Freightliner chassis now have an opportunity to purchase or lease select new Chrysler,[®] Jeep[®] or Dodge[®] vehicles at the Preferred Price, which is below factory invoice. It's all part of the DaimlerChrysler[®] Affiliate Rewards program, available to those who join the Freightliner Chassis Owners Club. For details, visit www.freightlinerchassis.com.

Taken individually and collectively, the features of the XC chassis have made it the diesel chassis preference among motorhome manufacturers.



Cummins® ISB, ISC
or ISL Electronic Diesel

Caterpillar® C7
Electronic Diesel



XC-Series Chassis	Horsepower	Torque	Transmission	GVWR
Cummins ISB 5.9 L	300 hp	600 lb.-ft.	Allison® 2500MH 5-speed automatic	26,850 to 33,000 lb.
		660 lb.-ft.	Allison 3000MH 6-speed automatic	26,850 to 34,600 lb.
Caterpillar C7 7.2 L	300 hp 330 hp 350 hp	860 lb.-ft.	Allison 3000MH 6-speed automatic	26,850 to 34,600 lb.
Cummins ISC 8.3 L	350 hp	1,050 lb.-ft.	Allison 3000MH 6-speed automatic	26,850 to 34,600 lb.
Cummins ISL 8.9 L	350 hp 370 hp 400 hp	1,050 lb.-ft. 1,200 lb.-ft. 1,200 lb.-ft.	Allison 3000MH 6-speed automatic	26,850 to 34,600 lb.

XGC CHASSIS

1. Continuous 9" high steel frame rails are the tallest in the industry. Allows a wider variety of floor plans and provides a good foundation that minimizes coach stress and helps windows and doors maintain proper operation through the years. The optional raised-rail and formed-rail frames provide increased basement storage space.
2. Allison® 3000MH 6-speed electronic transmission with push button controls allows for fluid level check from driver's station. Optional 2500MH 5-speed transmission also features push button controls for ease of operation.
3. Neway® air suspension integrates a solid steel sway bar, integral stabilizer beam and custom-tuned shock absorbers to increase comfort and stability, and provide superior handling. And, its parallelogram construction significantly reduces noise and vibration.
4. Freightliner's four-bag air springs are larger than competitors', offering a ride up to 30 percent softer. Inbound mounting of the springs protects them from road debris and more compact packaging allows for increased storage space.
5. Sachs® shock absorbers: These custom-tuned, energy-absorbing shocks from the world's foremost shock manufacturer can also be found on some of the most respected names in automotive manufacturing, including Mercedes-Benz® and Rolls-Royce®.
6. Standard anti-lock air brakes provide steering control during emergency stops.
7. All wiring is color- and function-coded and heat resistant. Innovative mounting systems simplify routing to increase reliability.
8. Designed specifically for motorhomes, these tires feature ozone-resistant sidewalls, multi-siping for better grip and more even wear and cool-running stable tread for improved handling and longer life.
9. Our air tank system features heated, automatic moisture ejectors that eliminate the need to crawl under the chassis daily to drain the air tanks.
10. Standard adjustable tilt-and-telescoping steering wheel provides the ultimate in comfort and safety for drivers of all shapes and sizes.
11. Accessible fluid dipsticks provide easy maintenance.
12. Positioning the fuel tank between the rails increases pass-through storage.

ALL THE COMPONENTS OF EXCELLENCE.



ZF™ IFS

A breakthrough in axle technology, this optional double-wishbone independent suspension is what makes Freightliner's industry-leading 56-degree wheel cut possible. It also provides excellent stability, maneuverability, comfort and steering control.

ADJUSTABLE PEDALS

Similar to what you'd find in an automobile, these optional adjustable pedals are suspended in a way that makes them easier to reach. They're also motorized so they can be adjusted forward and aft. Thus, the driver's legs are allowed to extend properly for maximum safety and comfort, which is especially noticeable on long trips.

SMART WHEEL

It's the most advanced RV steering wheel on the road. Commonly used controls: headlights, windshield wipers and cruise control are located on the steering wheel itself, within easy reach of the driver. This not only makes driving more convenient but safer, too. The optional Smart Wheel can be ordered in burlwood or wrapped in leather.



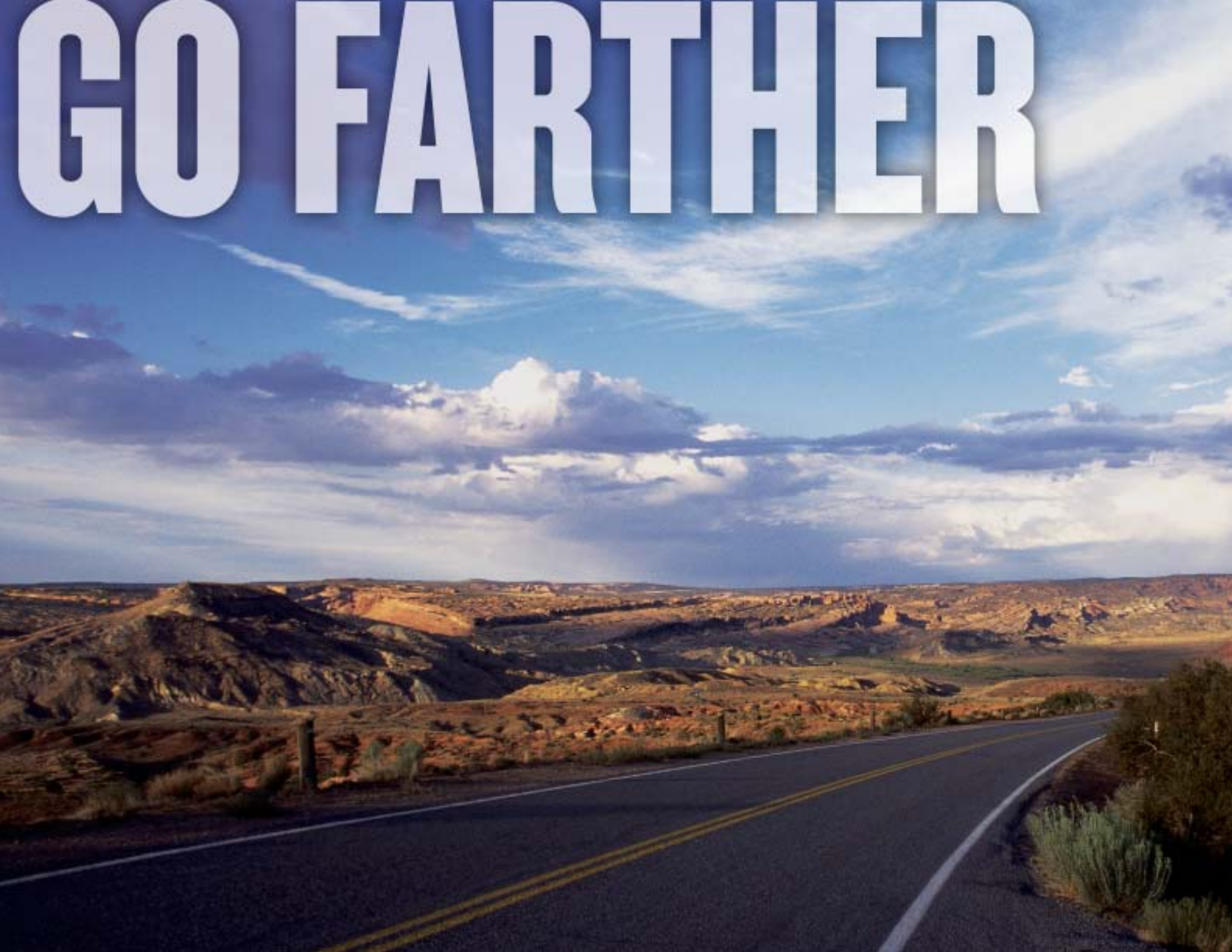
TRW® STEERING COLUMN

The XC Chassis also features the optional TRW Steering Column featuring an infinitely adjustable tilt-and-telescoping steering wheel to comfortably accommodate drivers of all shapes and sizes. This steering column increases driver comfort and reduces fatigue, allowing for a more comfortable driving experience.



Everything that goes into a Freightliner motorhome chassis is chosen for what it will contribute to the chassis' overall performance, longevity and operating ease.

GO FARTHER





BECAUSE YOU'RE COVERED FOR THE LONG HAUL.

Freightliner offers motorhome manufacturers and their customers the assurance of the industry's most comprehensive warranty: a transferable, three-year/50,000-mile limited warranty with towing coverage and roadside assistance—and no deductible whatsoever.* You can travel twice around the globe with that kind of coverage.

How can Freightliner offer such a warranty? First, because of the company's distinguished heritage, which encompasses 60 years of diesel chassis expertise and the automotive engineering excellence of DaimlerChrysler.

Second, because Freightliner motorhome chassis are built with the finest materials and components and are designed for reduced maintenance. Plus, Freightliner works closely with motorhome manufacturers to match the chassis' size and specifications to the coaches they'll support. This ensures top performance over the long haul.

*See Owner's Warranty Information for complete details.



IT'S THE RV SERVICE EXPERIENCE YOU'VE BEEN SEARCHING FOR.

Freightliner Custom Chassis' more than 350 diesel service locations in the United States and Canada, many of which are Certified Freightliner Oasis Dealers, specialize in motorhome care. They're fully trained and skilled at handling everything from routine service to serious repairs for people who are far from home. Equally reassuring, they're backed by Freightliner's extensive parts and technology support system. That means less downtime and a quick return to your travels.

Here are highlights of what motorhome owners can expect from a Freightliner Oasis Network Dealer:

- Factory-trained and certified technicians
- Diagnostic tools specifically designed for RV service
- A policy of scheduling appointments on request
- A dedicated service write-up area
- Additional services that go beyond the call of a typical RV service center
- RV electrical hookups and a waiting room for RV customers at many dealerships



FIN



SERVICE

AND YOUR OASIS